

# Comparison Across Countries for Brachycephalic Dogs: French Bulldog, English Bulldog and Pugs

An attempt to understand similarities and differences internationally

**Created for IPFD Contributing Partner Kennel Clubs**

Brenda N. Bonnett, DVM, PhD

Veterinary Science Officer

International Partnership for Dogs



# Background

- Challenges around the health and welfare of brachycephalics has continued for many years, with important concerns about increasing popularity of certain breeds.
- Breeds of interest include the French Bulldog, English Bulldog, and the Pug. However, population data has been somewhat difficult to assemble.
- The UK and the USA have announced that in 2021 French Bulldogs are again the 2<sup>nd</sup> most popular breed. Other countries have suggested that the numbers within their registered pedigree populations are not as much of a concern.
- **Certainly, in most countries the majority of pets come from dogs bred outside the national kennel club, or at least not registered within it. However, the influence of dog shows and pedigree dogs in general cannot be discounted.**
- Overall, national numbers are difficult to assemble, but you can see the foregoing in the German data in slide 13 below.

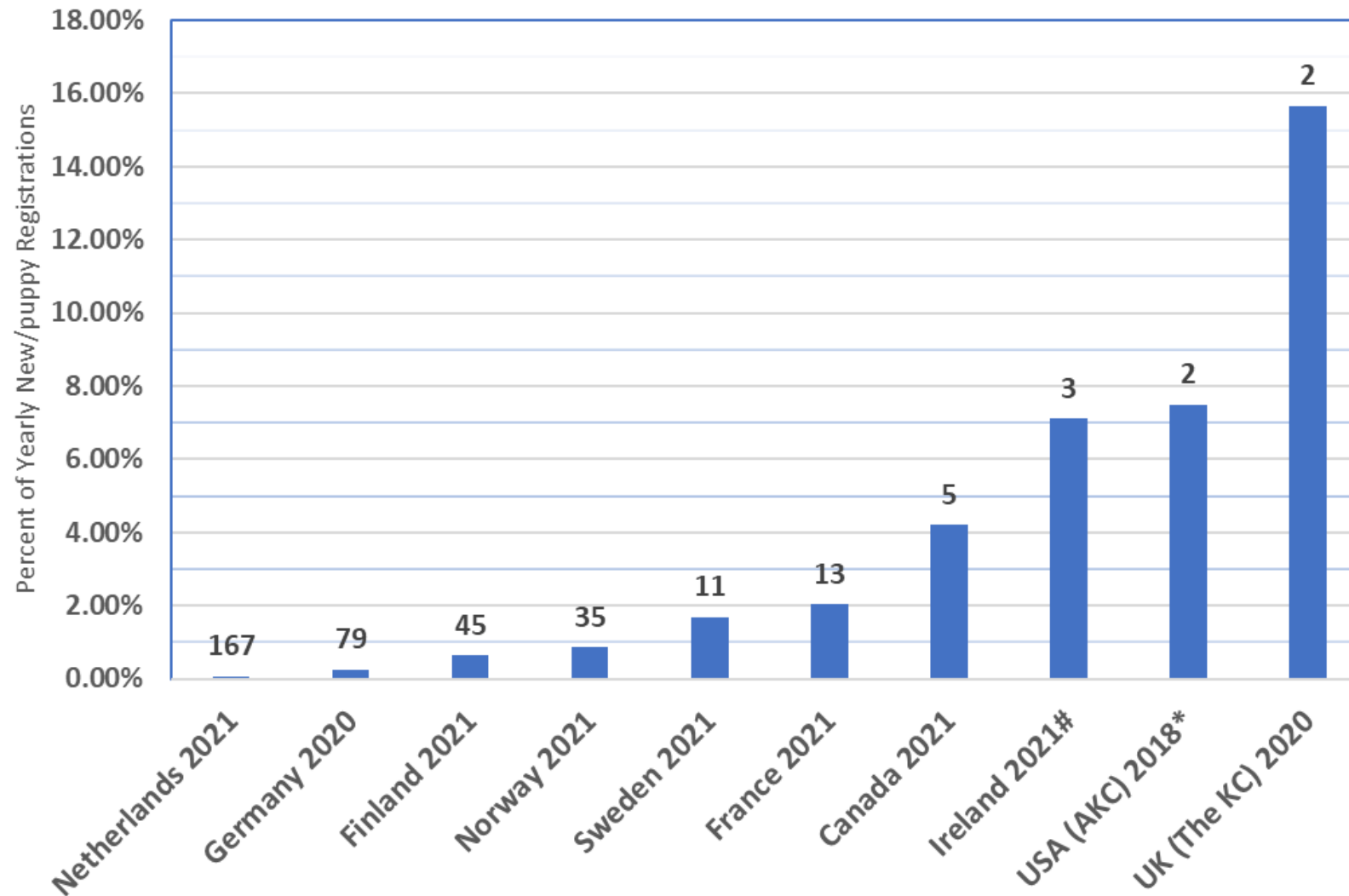
# Background, cont.

- In order to answer some of these concerns, the IPFD has assembled these slides to define what we know about registered, pedigree populations from some of our partners, and including the USA/AKC with what data we could access. [Some of the differences across countries were expected, some are rather surprising.](#)
- The data highlight that the 'problem' is not the same across all countries in terms of numbers, the percent of pedigree registrations, or ranking. **It is hoped that this presentation will support meaningful dialogue within and between countries.** [This may be facilitated by the International Collaboration on Extreme Conformation in Dogs \(ICECDogs\).](#)
- The health and welfare challenges for brachycephalic dogs are similar across countries, but the scope of the population within a country will impact possible solutions.
- Whereas numbers of these dogs are going down (significantly) in some national kennel club registries, that is not true for other countries.
- All countries should have data to create comparable statistics to those presented here. These data were created from publicly available information...but with a lot of work to get them into a comparable format. KCs could share data in a basic format that would facilitate ongoing evaluations and comparisons.
- The lack of good population data outside the KCs has been an ongoing challenge.
- [Many further resources are available on DogWellNet.com \(e.g. in Brenda's Blog and Brachycephalic Perspectives - What's New? -- References & Resources List 2021 and Extremes of Conformation | Brachycephalics\).](#)

# Summary Statistics

- The next four slides present summary/recent information for each breed.
- Details and data by country can be seen in subsequent slides.

### French Bulldog Percentage of Recent New Registrations and Popularity Rank by National Kennel Club

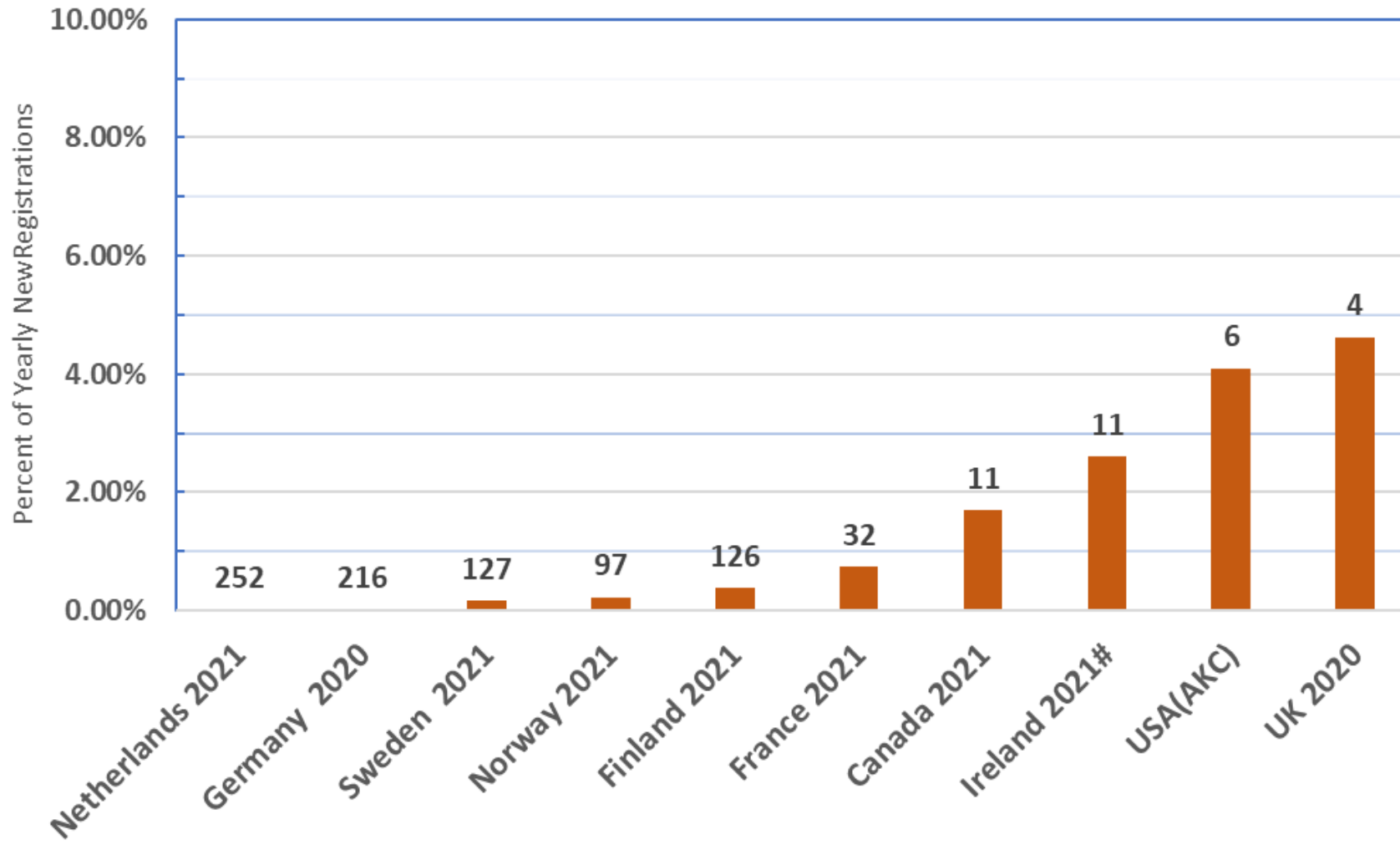


#### French Bulldog:

- The UK, USA, Ireland, and Canada kennel clubs rank French Bulldogs (FBD) in the top 10 of registered breeds.
- French Bulldogs represent over 5% of the newly registered dogs in Ireland and USA; over 15% in the UK.

• *NOTE: these data refer to new registrations (puppies) in a given year at the major national kennel clubs.*

## English Bulldog Percentage of Recent New Registrations by and Popularity Rank by National Kennel Club

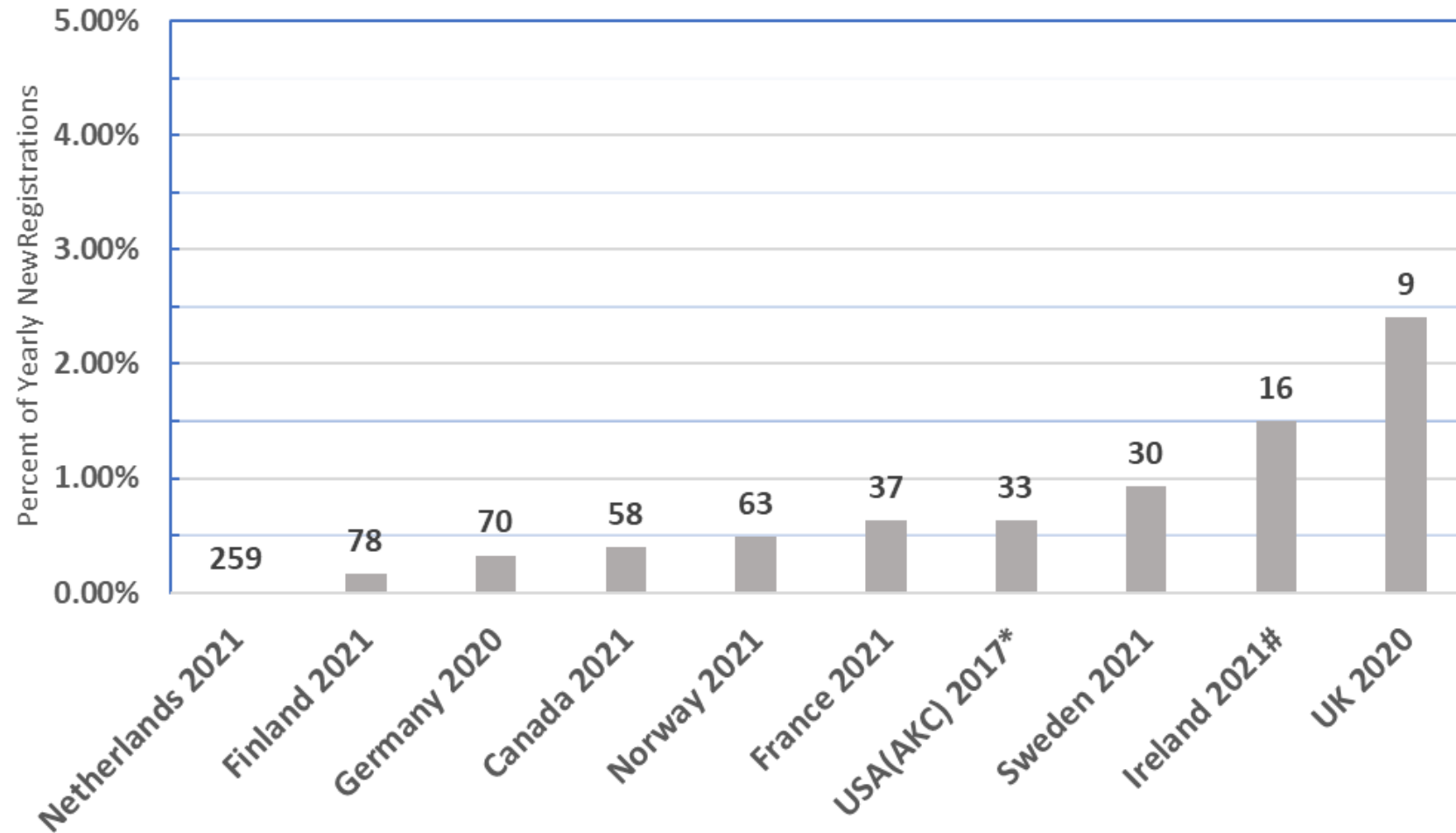


### English Bulldog:

- The UK and USA have Bulldogs in the top 10 of registered puppies;
- In the UK (2020) and USA/AKC (2018) over 4% of puppies registered in were English Bulldogs.
- English Bulldogs ranked 11<sup>th</sup> in Canada and Ireland with the percent of the registered population <3%.
- Most other countries Eng. Bulldogs are low ranked and low percentage of the registered population.

• *NOTE: these data refer to new registrations (puppies) in a given year at the major national kennel clubs.*

### Pug Percentage of Recent New Registrations and Popularity Rank by National Kennel Club



#### Pug:

- The UK and Ireland have the highest ranks for Pugs in popularity among new puppy registrations, 9<sup>th</sup> and 16<sup>th</sup> with almost 3% and 1%, respectively of the registered dogs.
- Pugs rank in the 30's in Sweden, France and USA, but all less than 1% of the registered dogs. Note that data for the USA are from 2017.
- All other countries have low popularity of Pugs.

• *NOTE: these data refer to new registrations (puppies) in a given year at the major national kennel clubs.*

# Summary (see suggestions for moving forward at the end of the presentation):

- **NOTE: these data refer to new registrations (puppies) in a given year at the major national kennel clubs.** The extent to which they reflect **national dog ownership is not presented.**
- In most countries, the kennel clubs register a relative small percentage of all owned dogs. The exception is in the Nordic countries where a higher percentage of dogs may be registered.
- Data was incomplete from USA(AKC) and for some countries for 2021 or other specific years.
- Only the UK (The Kennel Club) and USA (AKC) have both French and English Bulldogs in the top 10 most popular among new registrations in 2021.
- **The UK is only country with all three breeds in top 10 popularity for new registrations**
- The percentage of the registered population for French Bulldogs is substantially higher in the UK, and higher in the USA and Ireland (IKC) than other countries.
- Some countries, e.g. France (SCC) and Sweden (SKK) have relatively high ranks for French Bulldogs, and the popularity is not decreasing; but the breed represents a relatively low percentage of yearly registrations.
- Canada (CKC) shows an increasing popularity for both French and English Bulldogs, but a high percentage population only noticeably for French Bulldogs.
- The Netherlands (RvB), Norway (NKC), Finland (FKC), and Germany (VDH) all show reduced numbers and rankings for all 3 breeds over recent years. Health programs and/or legislation governing these breeds are active in these countries, and that may influence these numbers.
- Most countries saw increased registrations in 2021, likely related to the pandemic.



# Country Statistics

1. Netherlands

3. Germany

5. Sweden

7. Canada

9. The UK

2. Norway

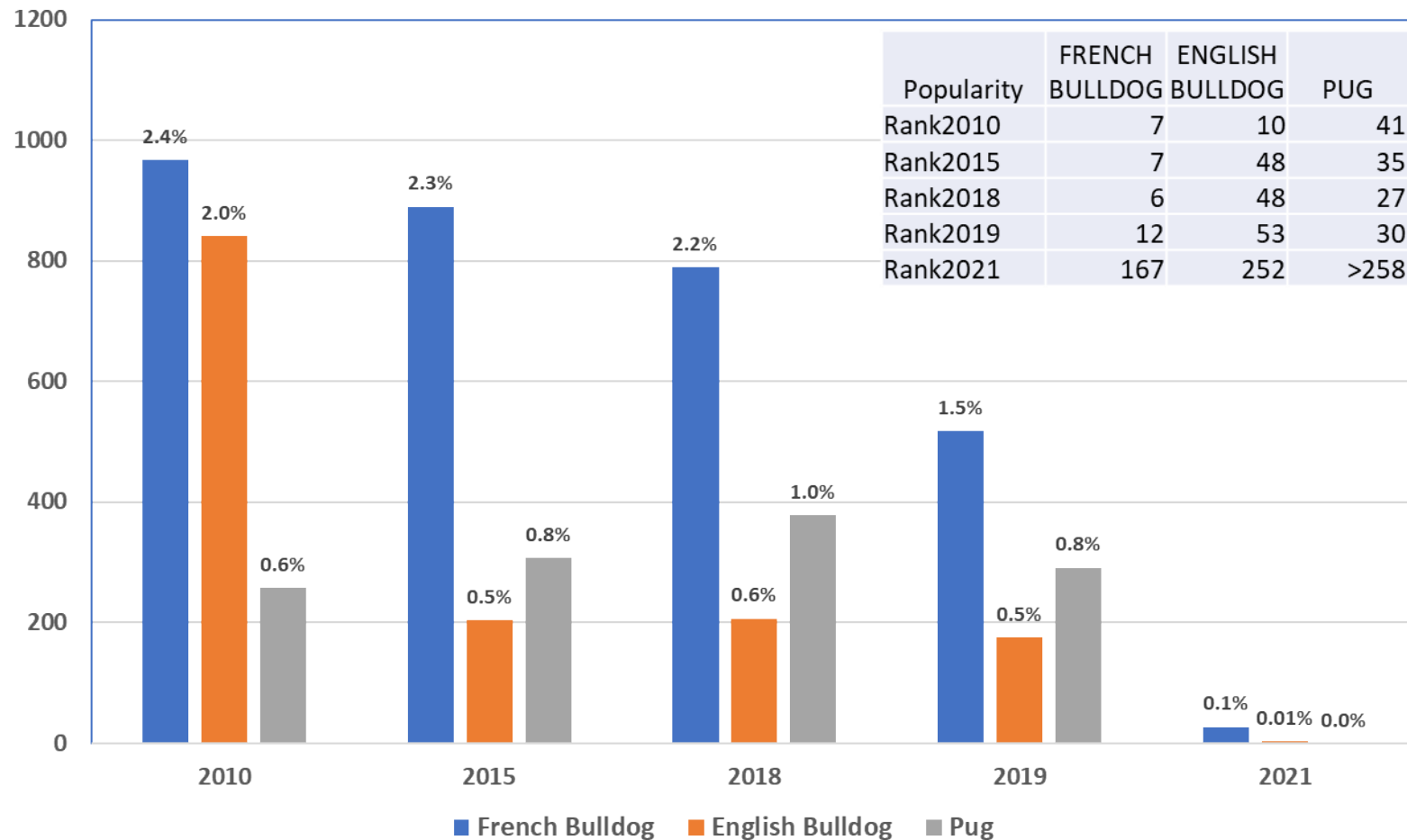
4. Finland

6. France

8. Ireland

10. USA

## Dutch Kennel Club (RvB) Puppies Registered 2010-2021 and Percent of Total Registrations



Popularity	FRENCH BULLDOG	ENGLISH BULLDOG	PUG
Rank2010	7	10	41
Rank2015	7	48	35
Rank2018	6	48	27
Rank2019	12	53	30
Rank2021	167	252	>258

## Dutch Kennel Club

### Comments:

- Recent change in government requirements for breeding brachycephalic dogs started in 2019.
- French and English Bulldogs were in the top 10 for popular breeds **in the registration data for new puppies 2010**. Pugs reached 27<sup>th</sup> in popularity in 2018.
- French Bulldog popularity started to decrease as early as 2018.
- The popularity of English Bulldogs decreased after 2010.
- The popularity of Pugs increased and then decreased between 2010 and 2021.
- The highest proportion of **the registered population** (new puppies, N=34,000-41,000) was just over 2% for French and English Bulldogs and 1% for Pugs.
- In 2021 the percentage of the registered dogs was 0.07, 0.01, and 0% respectively.

• *NOTE: these data refer to new registrations (puppies) in a given year at the major national kennel clubs.*

Registrations Raad van Beheer (Dutch Kennel Club) 1997-2018  
(English) Bulldog, French Bulldog, and Pug

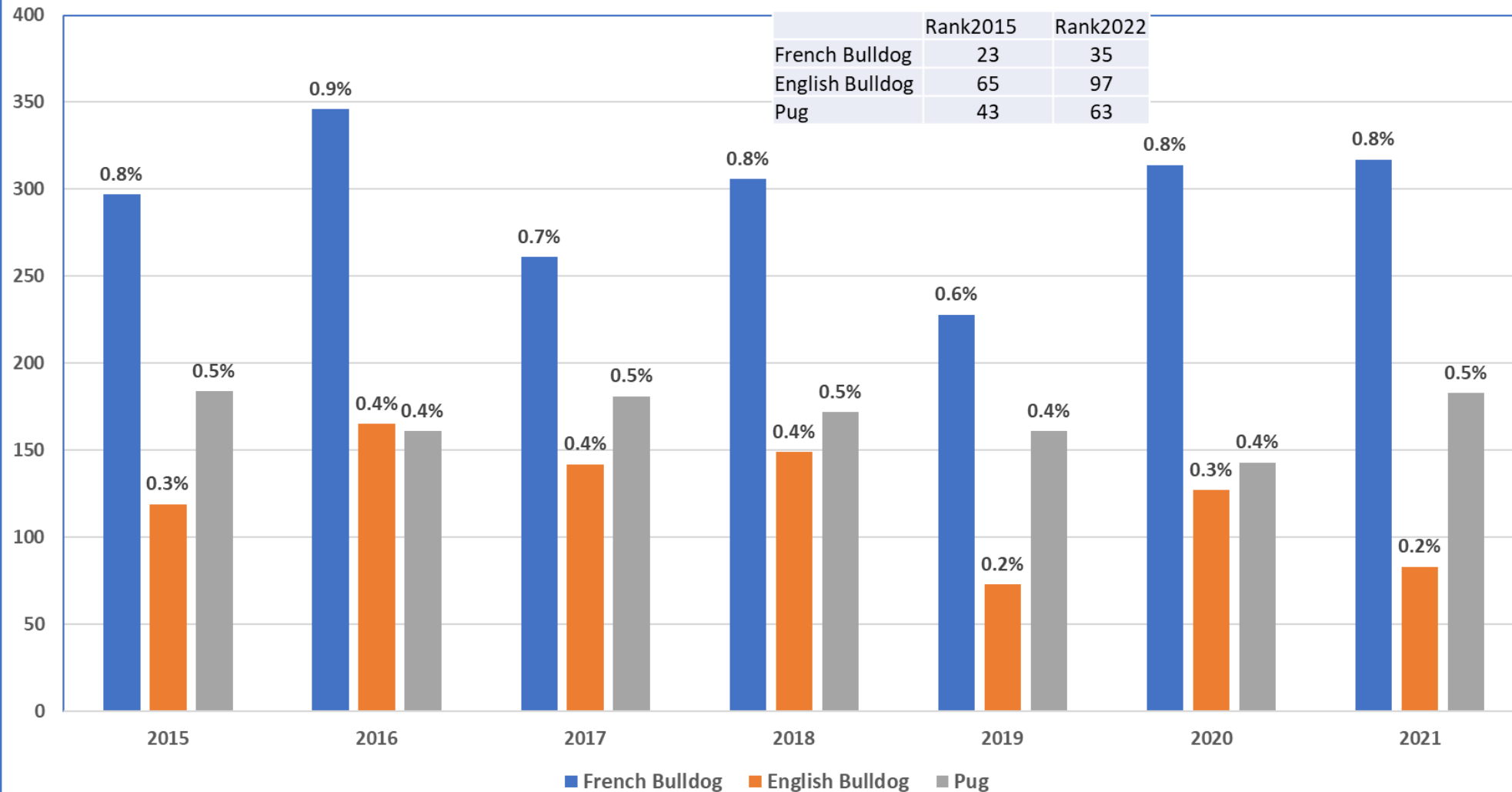


## Dutch Kennel Club

### Comments:

- French Bulldogs showed an increase and now a decrease.
- English Bulldogs showed a marked decline since 2009. This coincided with additional rules from the Dutch KC.
- Pugs have shown a small, gradual increase to 2018.

## Norwegian Kennel Club (NKK) Puppies Registered 2015-2021 and Percent of Total Registrations

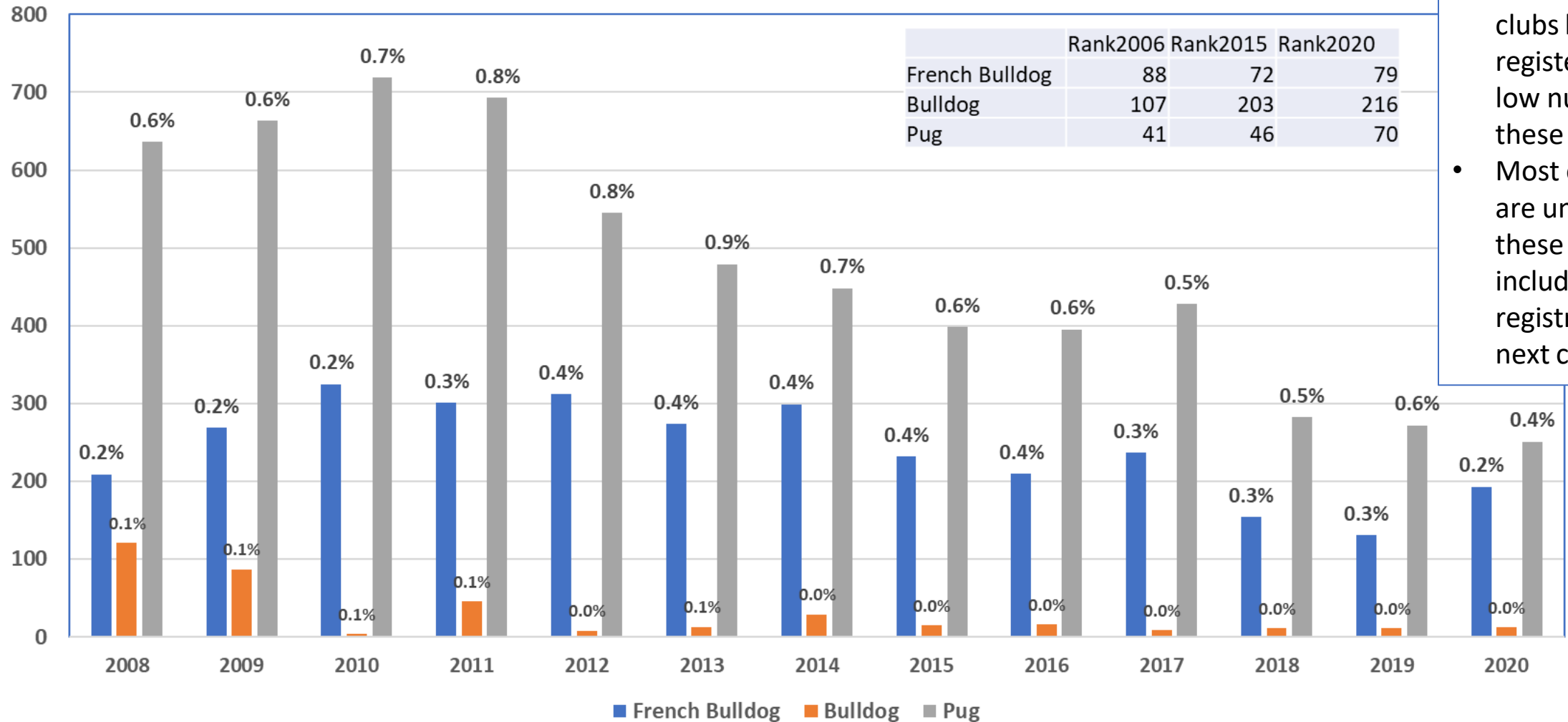


### Norway:

These breeds have never been particularly common, all less than 1% of the registered population, and not seeing the sharp increases recently. Is this due to societal attitudes, and/or health strategies of the kennel and breed clubs?

- *NOTE: these data refer to new registrations (puppies) in a given year at the major national kennel clubs.*

## German Kennel Club (VDH) Puppies Registered 2008-2020 and Percent % of Total Registrations



- The **VDH** and German breed clubs have routinely registered relatively low numbers of these breeds.
- Most owned dogs are unregistered in these clubs, but are included in national registries (e.g. see next chart).

• *NOTE: these data refer to new registrations (puppies) in a given year at the major national kennel clubs.*

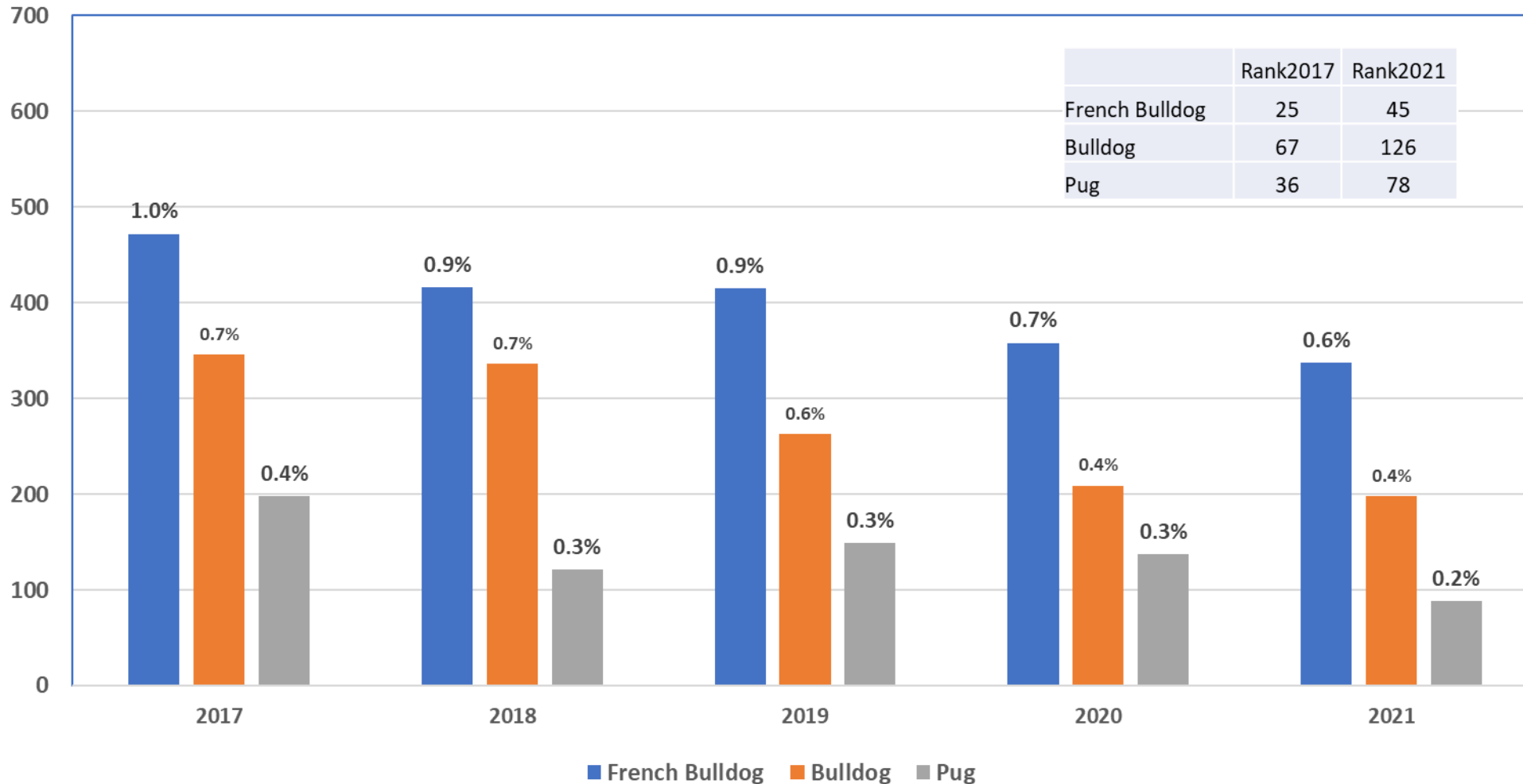
## TASSO – German registry

Breed	2018	Rank2018	2020	Rank2020	%Pop2020	2021	Rank2021
Hybrid (Mixed)	87,000	1	111,328	1	25.7%	122867	1
Labrador Retrievers	20,548	2	23,372	2	5.4%	26909	2
German Shepherd	13,402	3	13,734	3	3.2%	14543	3
<b>French Bulldog</b>	<b>11,203</b>	<b>5</b>	<b>13,657</b>	<b>4</b>	<b>3.1%</b>	<b>12452</b>	<b>4</b>
Chihuahuas	12,001	4	12,236	5	2.8%	11408	5
Australian Shepherds	6,354	7	7,751	6	1.8%	9231	6
Golden Retrievers	6,311	8	7,097	7	1.6%	8563	7
Jack Russell Terriers	6,462	6	6,268	8	1.4%	6483	8
Havanese	4,051	10	4,494	9	1.0%	5065	9
Yorkshire Terriers	4,928	9	4,477	10	1.0%		
Border Collie						4982	10
<b>TOTAL</b>			<b>433,600</b>				

**TASSO** one of two major public dog registries in Germany:

- You can see here that French Bulldogs are 4<sup>th</sup> most popular in recent years. However, still only representing about 3% of the population.
- The VDH registered French Bulldogs equal to only 1.4% of newly TASSO listed French Bulldogs – and the size of the overlap between the two groups remains unclear.
- The majority of dogs in the public register are Mixed Breeds following by Labradors.
- The 10 most popular dogs in 2020 represented 47% of all the TASSO new registrations.
- Mixed Breeds (25%), the 9 popular purebred dogs (21%) and then, presumably all other breeds account for 54% of dogs – all less than 1% each.

## Finnish Kennel Club (FKC) Puppies Registered 2017-2021 and Percent of Total Registrations

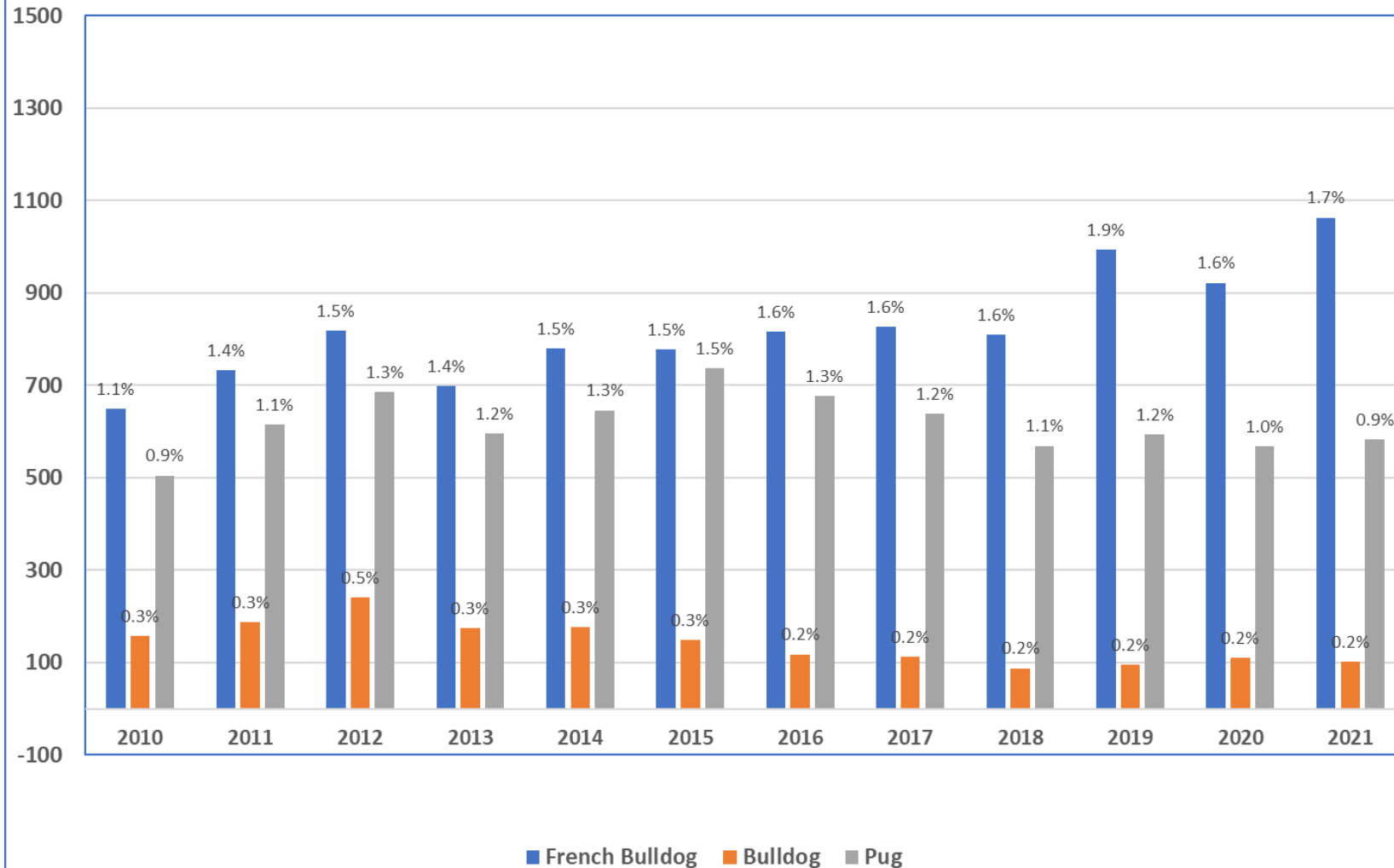


The **Finnish Kennel Club** is:

- Working on health programs for these breeds in conjunction with changes to Finnish welfare laws.
- Especially, they are embracing innovative cross-breeding programs.
- [See e.g. The Brachycephalic Issue: New Project Finland](#)

• *NOTE: these data refer to new registrations (puppies) in a given year at the major national kennel clubs.*

## Swedish Kennel Club Puppies Registered 2010-2021 and Percent % of Total Registrations



## Swedish Kennel Club (SKK)

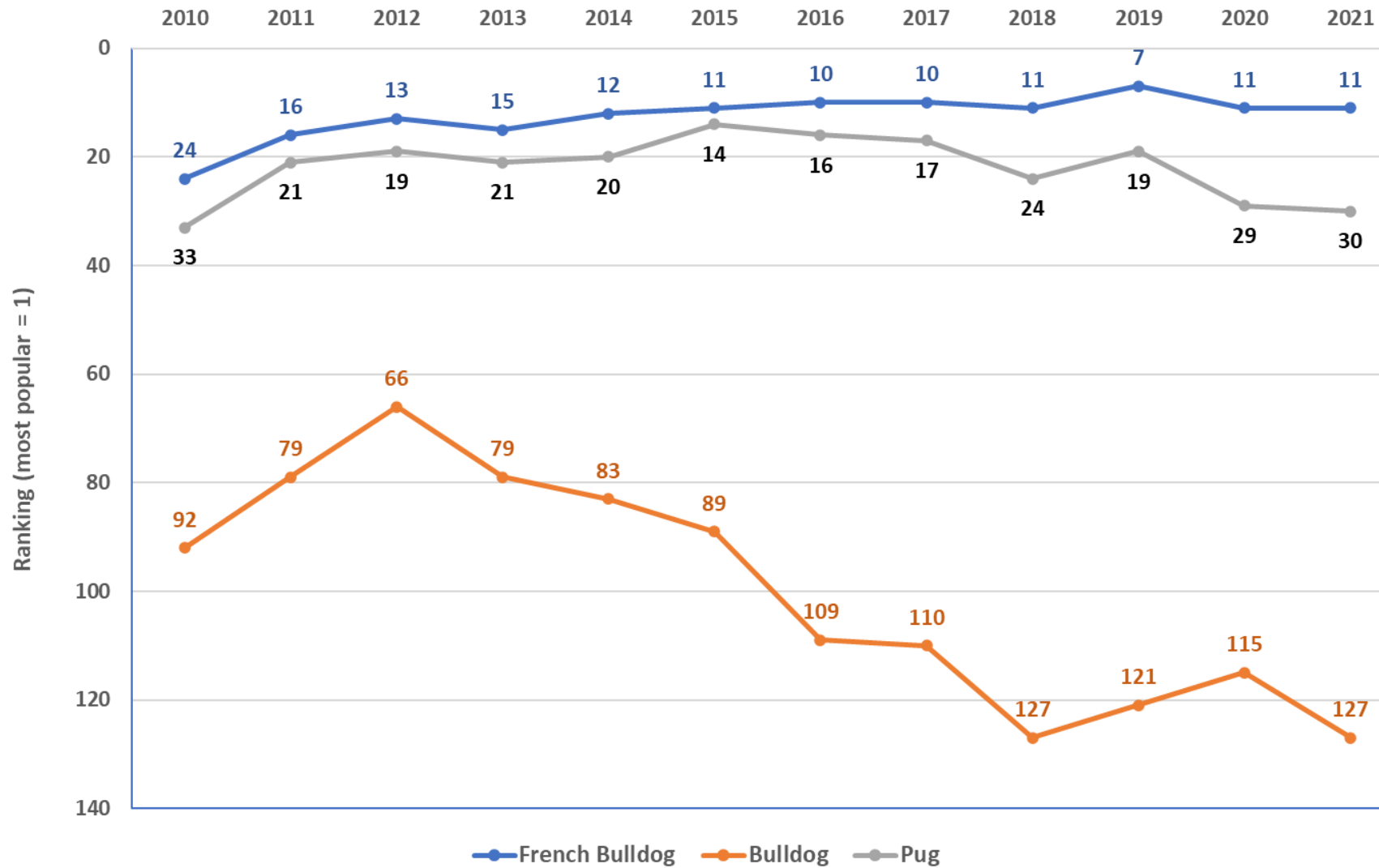
### Comments:

- Total registrations puppies 2021: 62881
- French Bulldog numbers are increasing and they maintain a relative high ranking (see next chart) but still less than 2% of the new registered dogs.
- English Bulldog popularity has dropped just below 1% of the new registrations
- Pug popularity and numbers increased slightly, and remain fairly steady, dropping some in popularity (see next chart).

• *NOTE: these data refer to new registrations (puppies) in a given year at the major national kennel clubs.*



## Swedish Kennel Club (SKK) Popularity Ranking 2010-2021



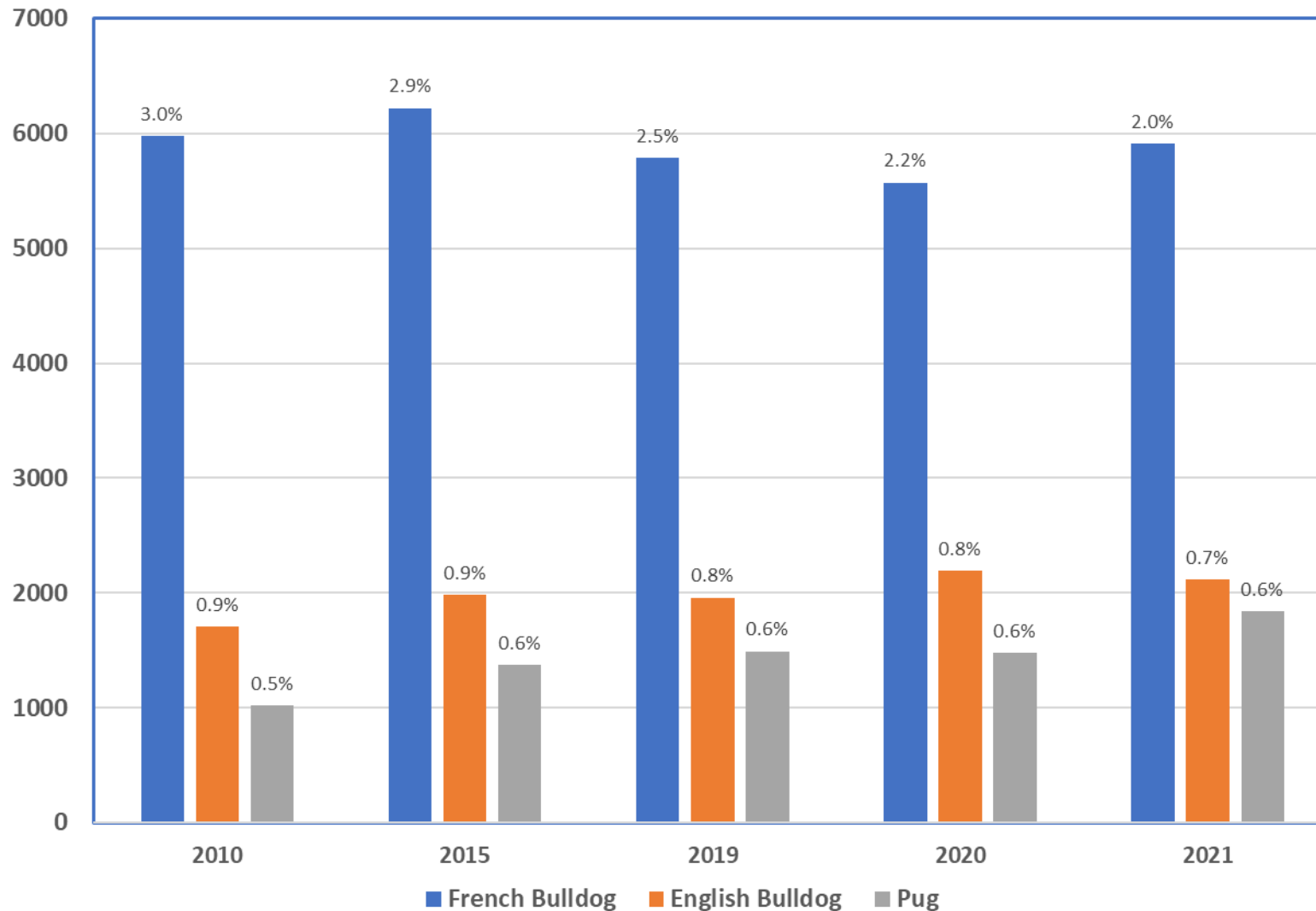
## Swedish Kennel Club

### Comments:

- French Bulldogs have been in the top 7-11 since 2015.
- English Bulldog popularity has been dropping since 2012.
- Pugs popularity and numbers increased slightly, and then decreased – as high as 14<sup>th</sup> and now at 30<sup>th</sup>.

• *NOTE: these data refer to new registrations (puppies) in a given year at the major national kennel clubs.*

## French Kennel Club (SCC) Puppies Registered 2010-2021 and Percent of Total Registrations



## French Kennel Club

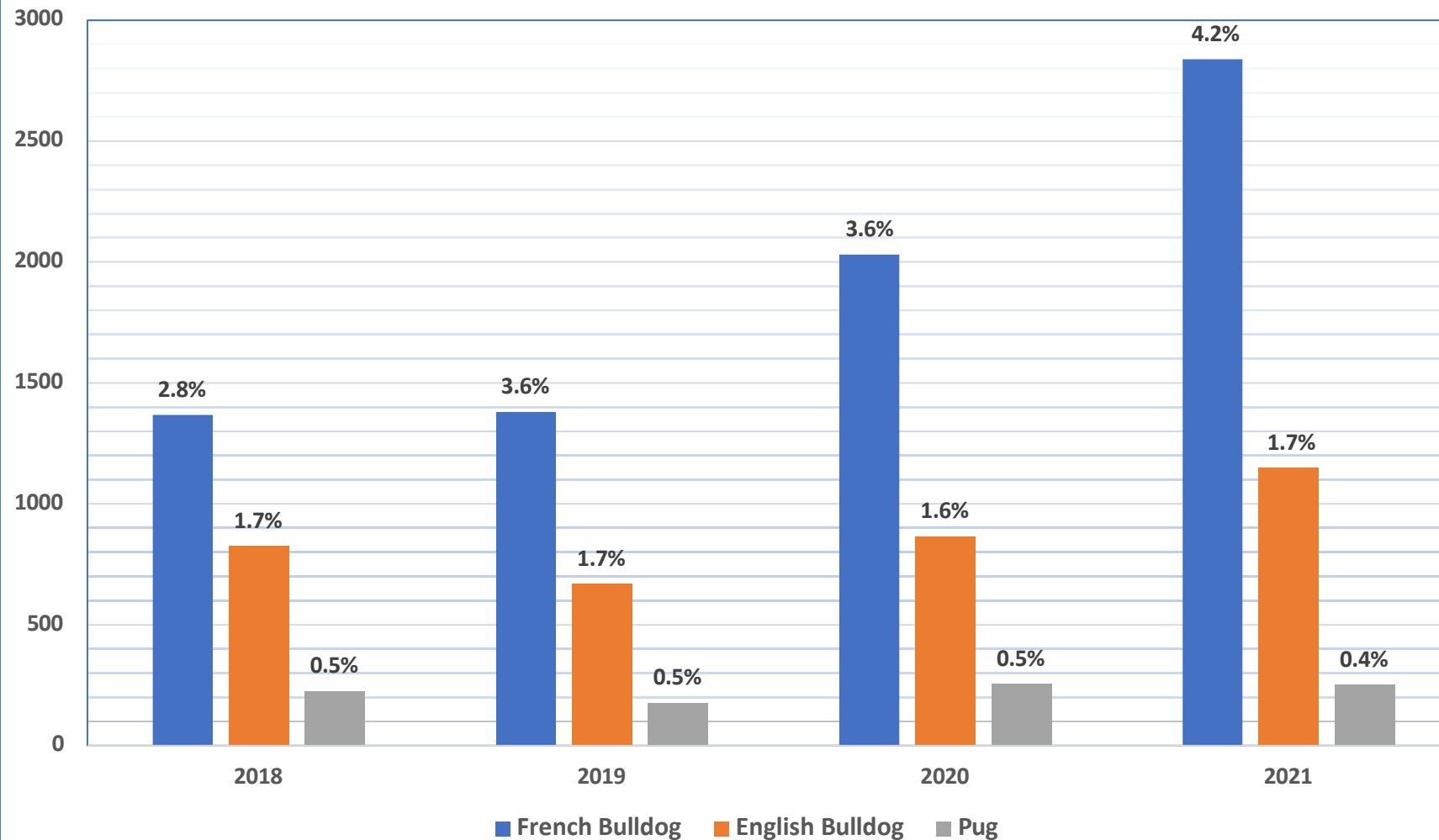
### Comments:

- Total registrations puppies 2021: 289,789
- French Bulldogs were in the top 10 for until 2020, then ranked 13<sup>th</sup>.
- English Bulldog popularity has been very similar and percentage of the population also quite stable.
- Pug popularity and numbers increased slightly, but still <1% of the population.

Popularity	French Bulldog	English Bulldog	Pug
Rank2010	7	31	51
Rank2015	9	25	34
Rank2019	9	28	35
Rank2020	13	30	41
Rank2021	13	32	37

- *NOTE: these data refer to new registrations (puppies) in a given year at the major national kennel clubs.*

### Canadian Kennel Club (CKC) Puppies (New) Registered 2018-2021 and Percent of Total Registrations



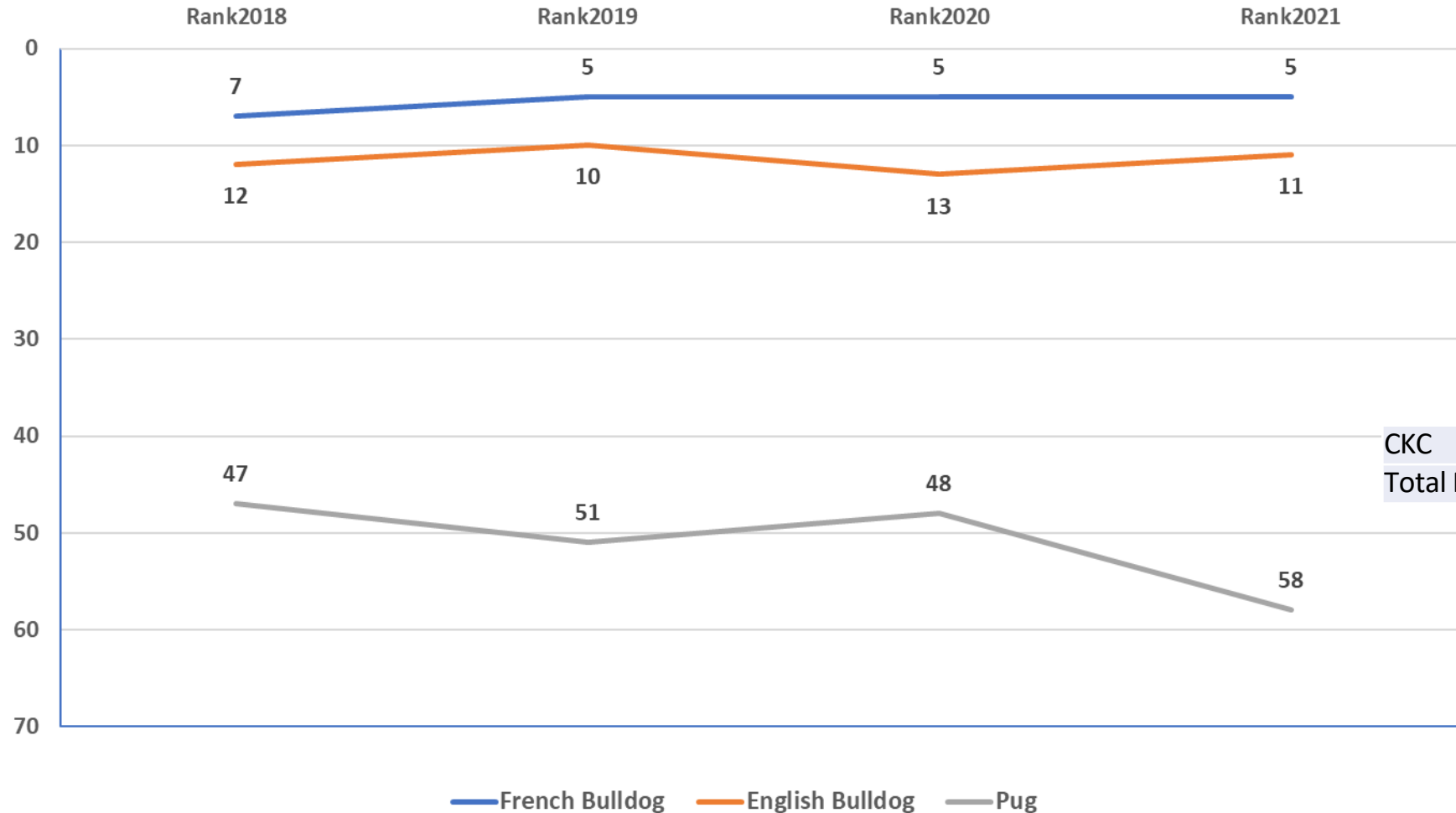
### Canadian Kennel Club

#### Comments:

- French Bulldogs have been similarly ranked (7<sup>th</sup>-5<sup>th</sup>, see next chart) but numbers have doubled and percentage of registrations increased by 48% compared to 2018.
- English Bulldog has seen a slight increase in numbers, with similar percentage of registrations since 2018.
- Pugs popularity decreased (next chart) and percentage of registrations dropped slightly.

• *NOTE: these data refer to new registrations (puppies) in a given year at the major national kennel clubs.*

## Canadian Kennel Club (CKC) Popularity Ranking 2018-2021



## Canadian Kennel Club

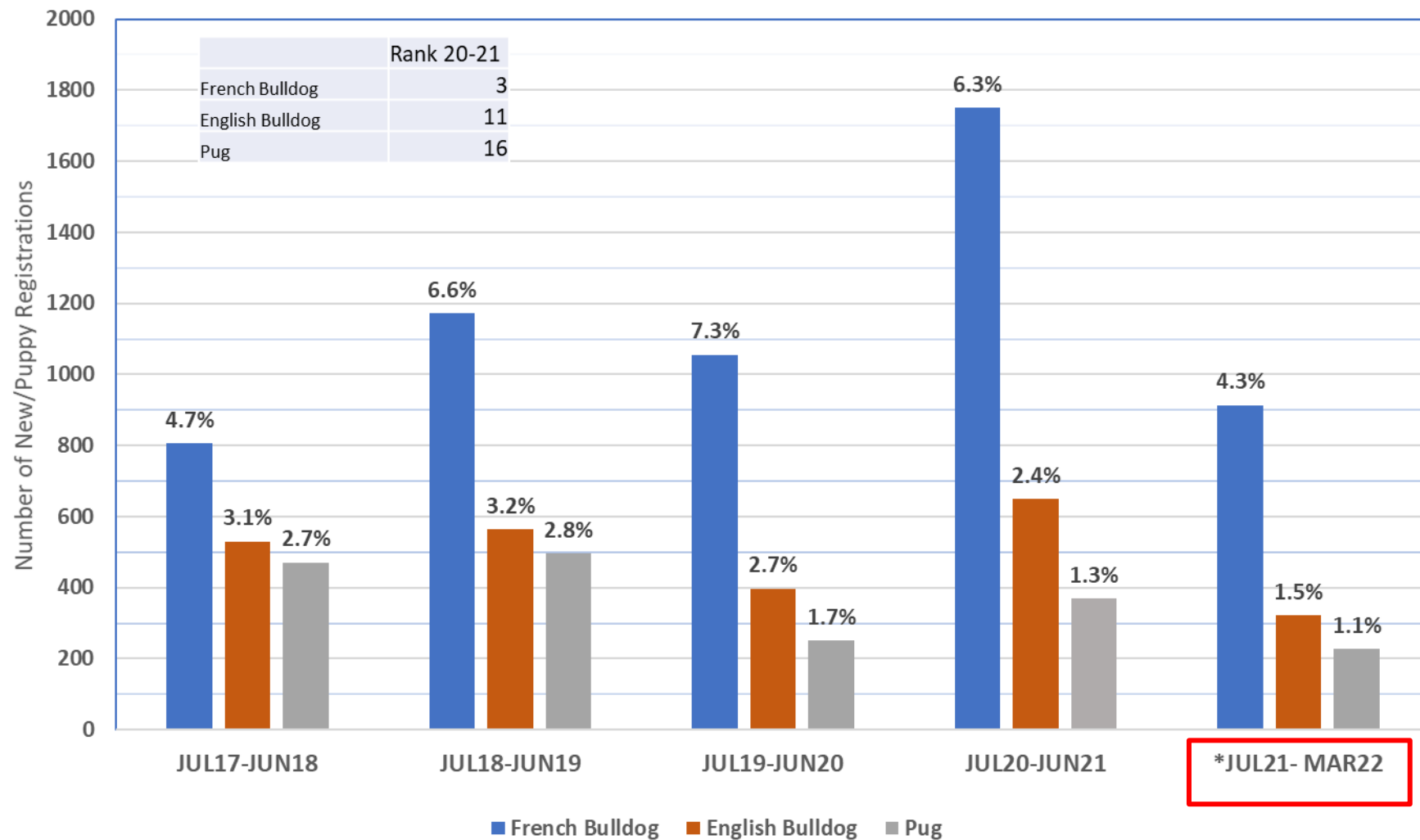
### Comments:

- French Bulldogs have increased from 7 to 5 in popularity..
- English Bulldog popularity has stayed between 10 and 13.
- Pugs popularity decreased.

CKC	2018	2019	2020	2021
Total Registrations	48987	38435	55711	68347

- *NOTE: these data refer to new registrations (puppies) in a given year at the major national kennel clubs.*

## Irish Kennel Club (IKC) Data for 2017/18-2021/22 Numbers of New Registrations and % of (new) Registrations

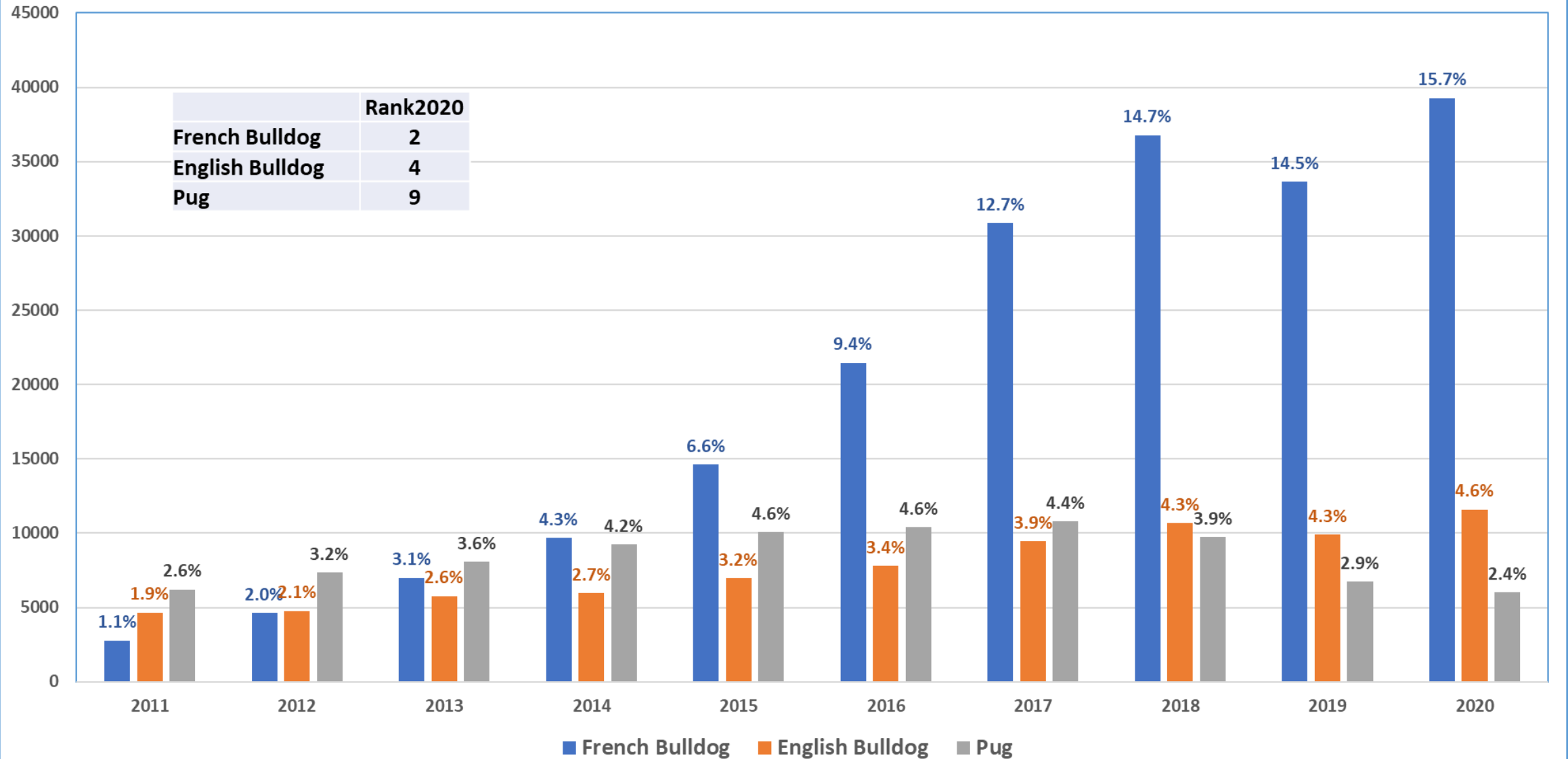


### Irish Kennel Club (IKC):

- Ranking only available for 2021 (Jul20-Jun21)
- Uptick in that period related to pandemic increases.
- **NOTE:** \* Only partial stats for 2022 – numbers can't be compared, but proportion of registrations might be relevant?

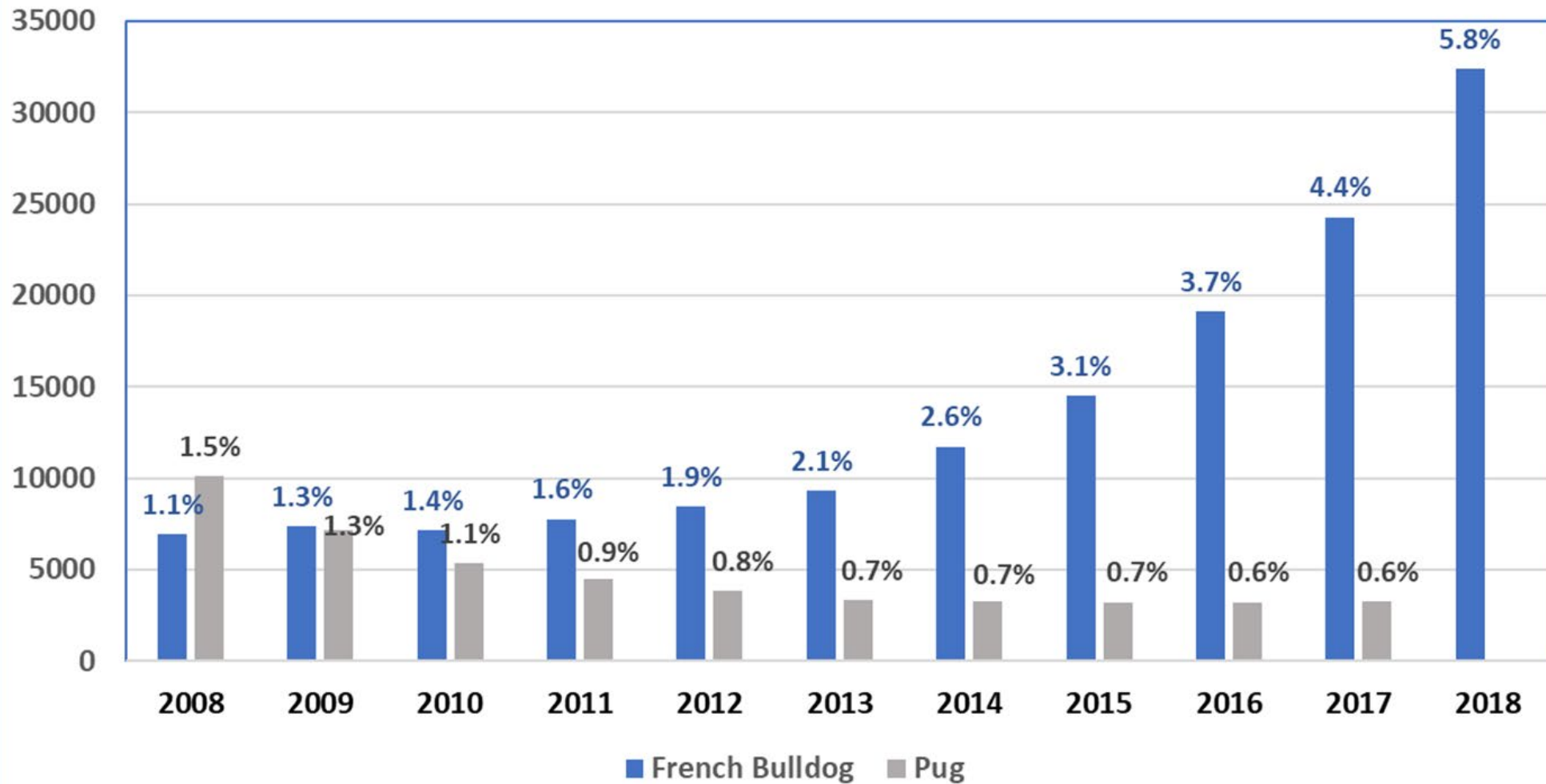
- *NOTE: these data refer to new registrations (puppies) in a given year at the major national kennel clubs.*

## United Kingdom (The Kennel Club) Registrations and Percent of Total Registrations 2011-2020



- NOTE: these data refer to new registrations (puppies) in a given year at the major national kennel clubs.

## American Kennel Club (AKC) Registration Numbers and Percent of Population (new pups registered)

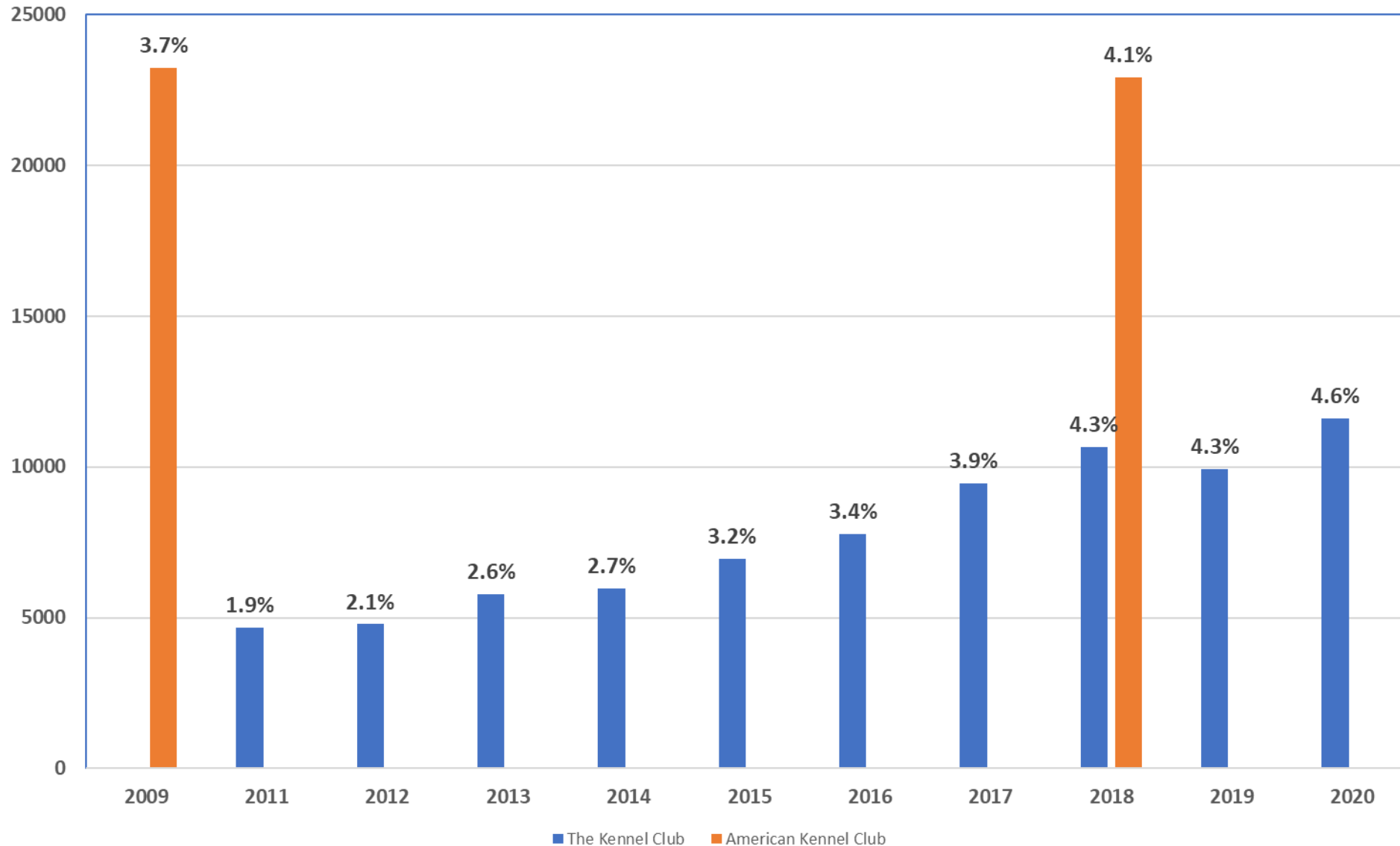


### AKC:

- Unfortunately, we do not have full registration numbers for later years or for English bulldogs (partial stats follow) .
- However, comparing with the next table (rankings) it is possible to extrapolate.
- We can extrapolate that French Bulldogs currently represent >6 % of the population of registered dogs (new pups) as their rank has increased to 2<sup>nd</sup>.

• *NOTE: these data refer to new registrations (puppies) in a given year at the major national kennel clubs.*

## The KC (UK) and AKC Number of New/Puppy Registrations and % of the registrations English Bulldog

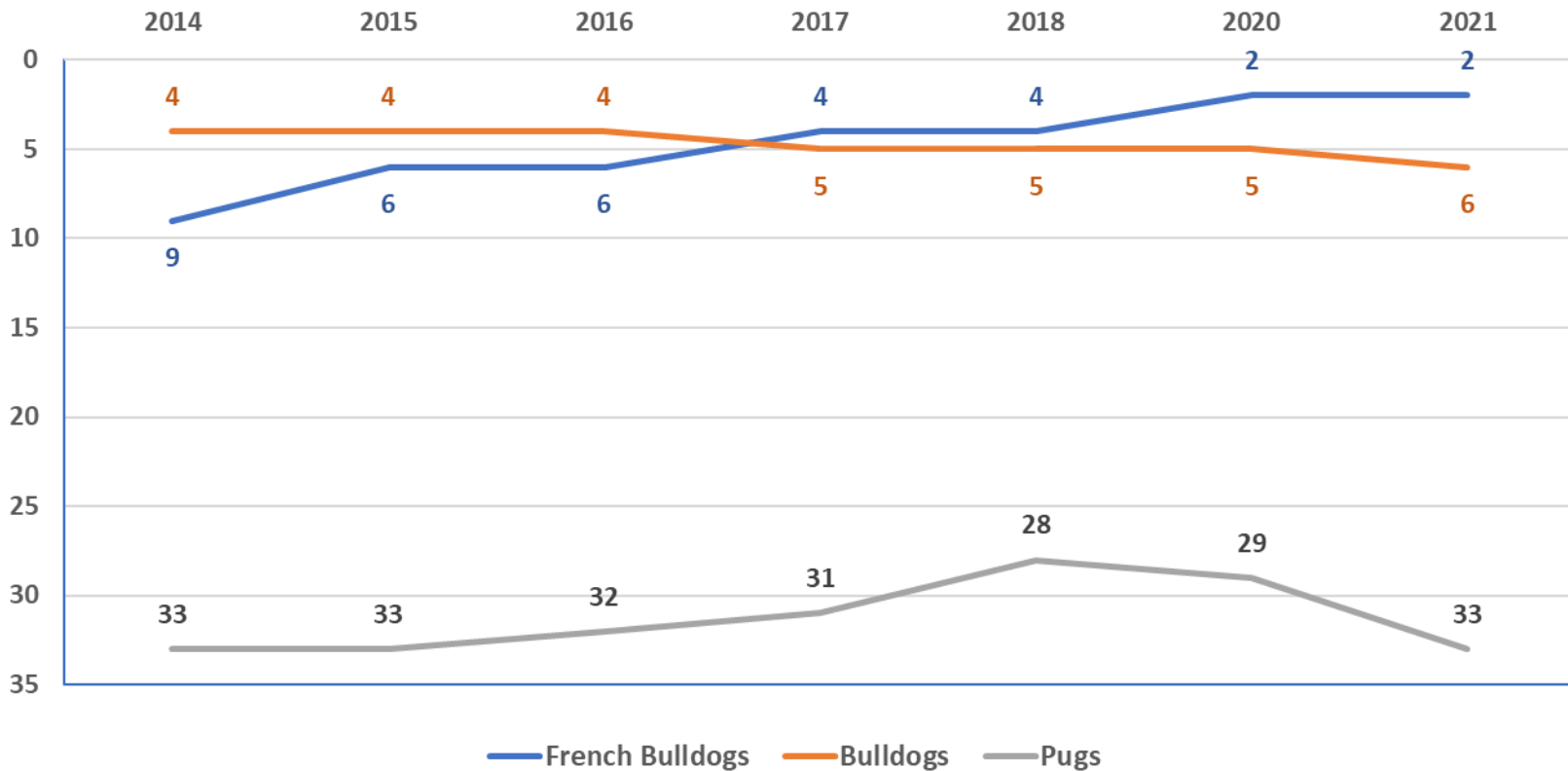


### USA and the UK:

The number of English Bulldogs in the USA has been and remains high from 2009-2018. The percent of newly registered dogs is similar in later years between the UK and USA.



### American Kennel Club (AKC) Popularity Ranking 2014-2021



#### AKC:

- We do not have full numbers for English Bulldogs, but comparing rankings with French Bulldogs and their numbers on previous page, we can assume that English and French Bulldogs have represented a relatively high percentage of the registered population, and
- Pugs much less.

#### AKC Total Registrations

	2008	2009	2010	2011	2012	2013	2014	2015	2016	2017	2018	2019	2020
Individually Registered Pups	655,019	566,882	508,263	483,930	456,054	452,187	458,167	471,966	518,111	550,622	556,510	547,951	522,979

- *NOTE: these data refer to new registrations (puppies) in a given year at the major national kennel clubs.*

# How well do registration numbers reflect the true number/population of dogs (AKC)?

AKC Metric	2016	2017	2018	2019	2020	Notes
Registered Litters	224,699	240,200	251,085	258,688	288,759	# AKC litters registered each year
Litter Complement	1,198,000	1,301,131	1,358,256	1,412,061	1,588,848	# Pups in each year's litters (known as the "Complement")
Average Complement	5.33	5.42	5.41	5.46	5.5	Average # of pups per litter
Individually Registered Pups (to date)	518,111	550,622	556,510	547,951	522,979	# Pups from each year's litters individually registered (to date)
Actual Return Rate (to date)	43.20%	42.30%	41.00%	38.80%	32.90%	% Pups from each year's litters individually registered (to date)

These data from the AKC indicate that only about a third of pedigree puppies born are actually registered in recent years. So, one presumes that are 3 times as many dogs in the population than in the AKC registry – from AKC registered litters. There are numerous other dog registries in the US; and then there are more dogs that are not registered at all. We do not have complete data on breeds, but assume this trend affects popular brachycephalic breeds.

In some countries, a very high percentage of puppies from litters are (required to be) registered.

**It would be great to have better statistics describing national populations.**

# Moving Forward

- The material presented should support ongoing discussions on these high profile brachycephalic breeds.
- As can be seen, some countries have a marked and sustained decrease in new registrations for these breeds, others are (still) showing increasing or high popularity.
- Data is needed on the whole population nationally, not simply pedigree/ registered dogs, especially in countries where the latter are in a (sometimes small) minority.
- Obviously, solutions to ongoing issues must be tailored to the situation within countries, even if the **health and welfare problems of the dogs** themselves may be the same, everywhere.
- Data such as these should be compiled and studied on an annual basis to track any changes. KCs might make data available in a more easily analysed format, for sharing.
- Understanding what efforts are underway relative to education, health programs, legislation, and other regulations is necessary to try to understand changes in the registered populations as they occur.

# Acknowledgements

- Most of the data come from online sources.
- Thanks to our partner liaisons and board members who provided input and/or data to this work.
- For further information feel free to contact:
  - [brenda.bonnett@ipfdogs.com](mailto:brenda.bonnett@ipfdogs.com)
- Comments and advice are welcome.
- IPFD is planning a webinar on Extremes of Conformation for our Partner Kennel Clubs later this year, please contact our CEO [Katariina.Maki@ipdogs.com](mailto:Katariina.Maki@ipdogs.com). Further information and resources will be forthcoming.
- See our Get A GRIHP! articles descriptions of these breeds:
  - [Get a GRIHP! on French Bulldogs](#)
  - [Get a GRIHP! on Pugs](#)
  - [Get a GRIHP! on English Bulldogs](#) (coming on 4<sup>th</sup> May)

